

9. Warranty

Marshall Electronics warrants to the first consumer, that this VS-LSC L/R In-Out Lip SYNC Corrector will, under normal use, be free from defects in workmanship and materials, when received in its original container, for a period of one year from the purchase date.

This warranty is extended to the purchasing end user only and proof of purchase is necessary to honor the warranty. If there is no proof of purchase provided with a warranty claim, Marshall Electronics reserves the right not to honor the warranty set forth above. Therefore, labor and parts may be charged to you.

This warranty does not apply to product exterior and cosmetics. Misuse, abnormal service or handling, improper alterations or modifications in design or construction, voids this warranty. No sales personnel of the seller, nor any other person is authorized to make any warranties other than those described above, or to extend the duration of any warranties on behalf of Marshall Electronics, beyond the time period described above.

Due to constant effort to improve products and product features, specifications may change without notice.

All products or service names mentioned in this document may be trademarks of the companies with which they are associated.

VS-LSC

L/R In-Out Lip SYNC Corrector



Operation Manual

Marshall Electronics

Tel.: 800-800-6608 / Fax: 310-333-0688 / www.LCDracks.com

Features, specifications, pricing and dimensions are subject to change without notice.

Physical appearance of products may vary slightly from images shown in this catalog. Please visit LCDRACKS.COM for updates and information.

Marshall Electronics
Broadcast Multimedia Division

Safety Precautions

Please read all instructions before attempting to unpack or install or operate this equipment, and before connecting the power supply. Please keep the following in mind as you unpack and install this equipment:

- Always follow basic safety precautions to reduce the risk of fire, electrical shock and injury to persons.
- To prevent fire or shock hazard, do not expose the unit to rain, moisture or install this product near water.
- Never spill liquid of any kind on or into this product.
- Never push an object of any kind into this product through module openings or empty slots, as you may damage parts.
- Do not attach the power supply cabling to building surfaces.
- Do not allow anything to rest on the power cabling or allow it to be abused by persons walking on it.
- To protect the equipment from overheating, do not block the slots and openings in the module housing that provide ventilation.

8. Connection and Installation



Set-Top Box



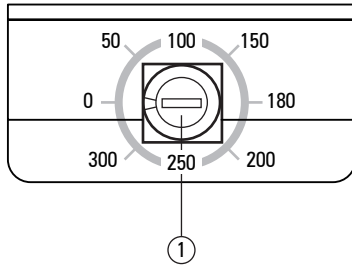
Blue-Ray

or



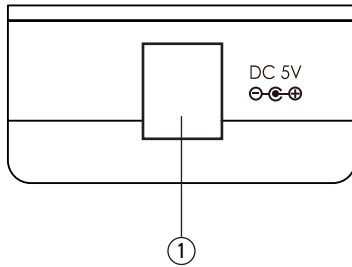
TV

6.4 Front Panel



- ❶ Lip SYNC switch: This switch has eight settings that allow users to set the audio output delay from 0~300 milliseconds in order to have perfectly synched audio and video.

6.5 Rear Panel



- ❶ DC 5V: This slot is where you plug the 5V DC power supply into the unit and connect the adaptor to an AC outlet.

Table of Contents

1. Introduction	4
2. Applications	4
3. Package Contents	4
4. Features	4
5. Specifications	4
5.1 Input Audio Reference Level	4
6. Operation Controls and Functions	5
6.1 Top Panel	5
6.2 Left Panel	5
6.3 Right Panel	5
6.4 Front Panel	6
6.5 Rear Panel	6
8. Connection and Installation	7
9. Warranty	8

1. Introduction

The L/R In-Out Lip SYNC Corrector is a compact device that corrects audio delays between audio and video. When distributing video over long distances through multiple devices like distribution amplifiers and set top boxes there can sometimes be a noticeable delay which results in audio being played before the video. This gadget lets you manually adjust the audio delay from 0 ~300 ms so you can perfectly synchronize your audio and video, so when it reaches the display your media is synched and ready to go. The Lip SYNC Corrector is an affordable and compact device that when placed beside your display greatly enhances your home audio experience.

2. Applications

- Home Theater
- Set-Top-Box
- Cable TV
- Showroom display

3. Package Contents

- Lip SYNC Corrector
- 5V / 1A Power Adaptor
- Operation Manual

4. Features

- Sample Rates 48 kHz
- Analog to analog signal bypass
- Low power consumption
- Up to 24 bit resolution

5. Specifications

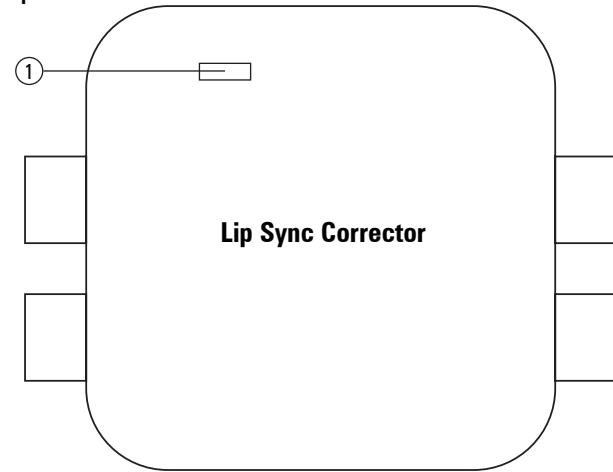
Input Port	1 x L/R
Sample Frequency	48 kHz
Output Port	1 x L/R
Input Impedance	44K Ω
Output Impedance	1k Ω
Power Supply	5V / 1A DC (US/EU standards, CE/FCC/UL certified)
ESD Protection	Human body model: \pm 8kV (air-gap discharge) \pm 6kV (contact discharge)
Dimensions (mm)	42 (W) x 40.5 (D) x 22(H)
Weight (g)	32
Chassis Material	Plastic
Silkscreen Color	White
Operating Temperature	0°C~40°C / 32°F~104°F
Storage Temperature	-20°C~60°C / -4°F~140°F
Power Consumption	0.5 W
Relative Humidity	20 ~ 90% RH (non-condensing)

5.1 Input Audio Reference Level

Input Level	Output Level	THD+N	Frequency Response	SNR	Crosstalk
2.0 Vrms	2.0 Vrms	<0.01%	\pm 0.5dB 20Hz~20KHz	>80dB	<-70dB

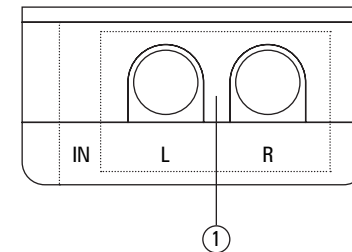
6. Operation Controls and Functions

6.1 Top Panel



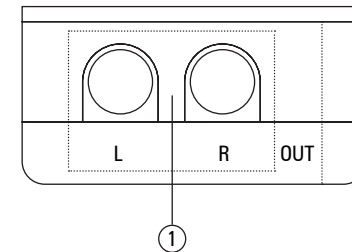
- 1 POWER LED: The LED will turn blue when the power is connected.

6.2 Left Panel



- 1 L/R IN: These jacks are to connect with input sources such as DVD/Blu-Ray players using stereo cables in order to receive an audio signal.

6.3 Right Panel



- 1 L/R OUT: These jacks are where you connect an output stereo cable to an amplifier, speaker or TV so you can output audio.